



Homelessness In the Thomas Jefferson Planning District

On January 26th, 2005

Third Annual Homeless Census & Point In Time Count

The data for this survey was collected January 25-27, 2005 by the Thomas Jefferson Area Coalition for the Homeless (TJACH). Surveys were distributed to shelter providers and social service agencies in the Thomas Jefferson Planning District, and taken by survey teams to homeless shelters, soup kitchens, and various street and outdoors locations. Shelters reported capacity and occupancy as of January 26th.

175 people were found to be homeless on January 26th. 76 homeless adults with 16 dependent children were surveyed over the three-day period. Most of these were residing in emergency or transitional facilities. Shelter staff verified the presence of another 83 people who did not complete surveys. As the number of people who were physically located, this represents the least possible number.

During the survey, temperatures ranged between 16 and 57 degrees, with temperatures above normal on one day, and below normal on the other two. Emergency shelters were full to capacity all three nights as they have been for the past two years.

January 25: high temp 37°, low temp 19° — partly cloudy

January 26: high temp 57°, low temp 27° — mostly cloudy

January 27: high temp 36°, low temp 16° — clear

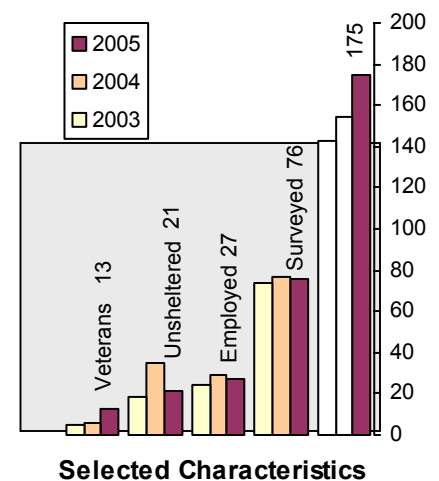
General Findings

The number of people homeless continued to rise, up 8% from 2004. Despite the increase in homelessness, the number of people unsheltered locally fell significantly with the added capacity of the PACEM winter shelter program. Distribution by gender, ethnicity, and age remained unchanged with growing numbers.

Employment remained nearly constant at 37%, with 57% of those homeless having worked full or part time in the last 60 days.

Those reporting **veteran status** doubled in 2005, after being little changed from 2003 to 2004. [7% in 2003, 8% in 2004, 18% in 2005].

One third reported having untreated **dental problems** (up 10% from 2004)



HOMELESSNESS IN THE THOMAS JEFFERSON PLANNING DISTRICT JANUARY 26TH, 2005

General Characteristics

Gender: male 58% female: 42%
Average age: 39.3

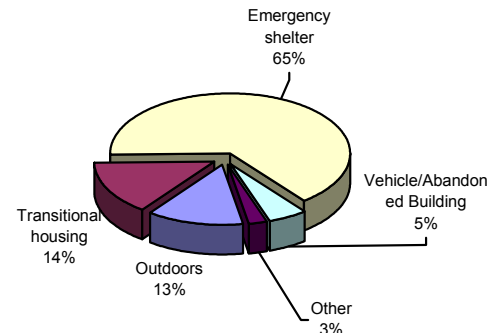
	2005	2004	2003
People homeless	175	155	143
Sheltered	154	129	125
Unsheltered	21	35	18

Circumstances

Most found homeless were living in shelters. 14 adults with 7 children were found unsheltered: living outdoors, in vehicles or in abandoned buildings. The total number of people homeless is a combination of the number living in shelters and the number living without shelter. People living in overcrowded conditions or substandard housing were not counted as homeless.

- 15% had been homeless less than 30 days
- 56% had been homeless less than 6 months

Where did adults who were homeless spend last night?



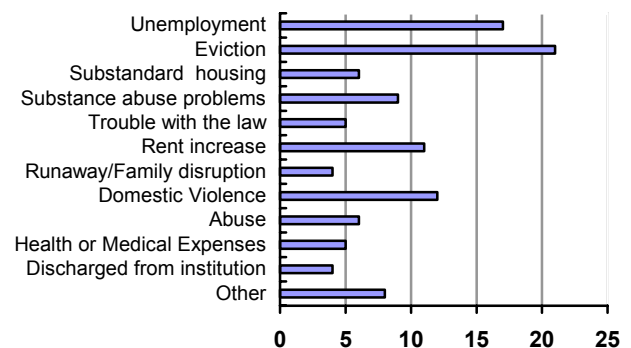
Education Level

- 12% had a college degree
- 50% had completed high school or equivalency
- 38% had not finished high school

Reasons for Leaving Prior Housing

Respondents were asked about their reasons for leaving their prior housing. Eviction, unemployment, and domestic violence were the most commonly cited reasons. In 2005, evictions overtook unemployment as the leading cause cited for homelessness.

Eviction	28%
Unemployment	23%
Domestic violence	16%
Rent increase	14%

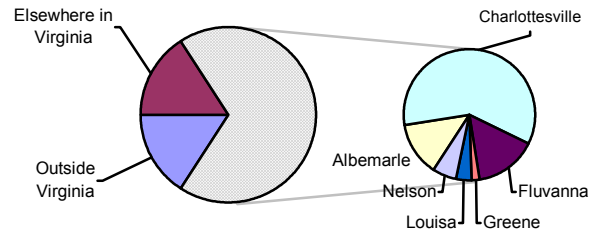


HOMELESSNESS IN THE THOMAS JEFFERSON PLANNING DISTRICT JANUARY 26TH, 2005

Origins

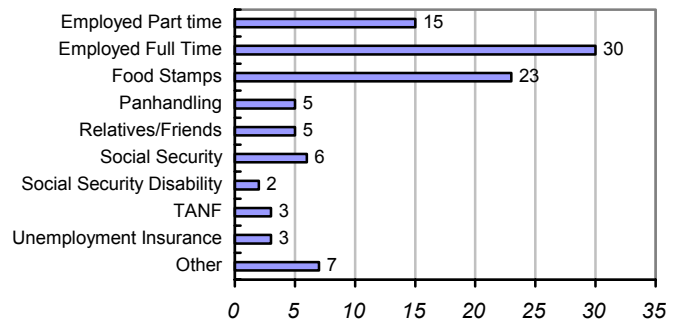
70% of those homeless were from within the Planning District.
42% called Charlottesville their hometown

By hometown



Sources of Income

The most common source of income for the homeless continued to be employment. The majority had not received any public assistance funds in the last six months. Slightly less than a third had received Food Stamps, and only a few had received Unemployment Insurance, TANF (Temporary Assistance for Needy Families), or SSDI (Social Security Disability Insurance).



Despite the high visibility of panhandlers, few people who were homeless had engaged in panhandling in the previous six months.

Employment

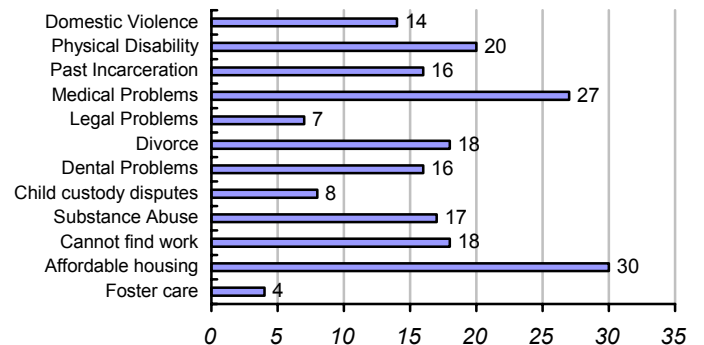
- Employment among homeless adults remained steady at 37%.
- 57% had worked full or part time in the last 60 days

Families

- 26% of those surveyed were homeless with dependent children
- 24% of homeless adults were divorced
- 17% of homeless adults cited domestic violence or abuse as a cause of their homelessness

Other Factors

The most commonly identified barrier was an inability to find affordable housing, followed by medical problems and physical disabilities.

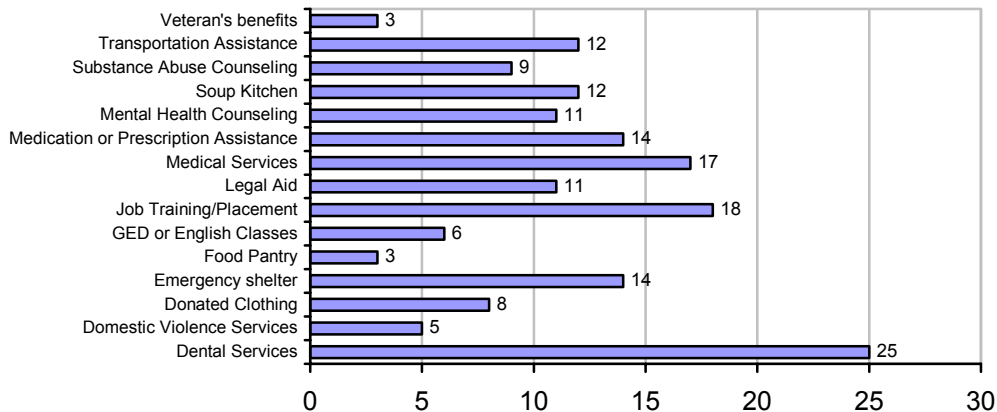


HOMELESSNESS IN THE THOMAS JEFFERSON PLANNING DISTRICT JANUARY 26TH, 2005

Unmet needs

The number reporting difficulty accessing shelter fell from 47% in 2004 to 18% in 2005. The number reporting untreated dental problems rose from 23% in 2004 to 33% in 2005. The number unable to access substance abuse counseling fell from 2004.

“Within the past year have you needed any of the following services and been unable to obtain them?”



Census Undercount

It is difficult to get an accurate count of how many people are homeless, in part because the number is always fluctuating. Information regarding the homeless is usually gathered in urban areas, and less is known about the rural homeless. The rural homeless are more likely to be housed with extended family, and therefore not homeless by strict definition, or living in tents, vehicles, or in the woods, and therefore difficult to locate. The net result is that any census count will be an undercount of the homeless population and omit significant groups of individuals. Despite these limitations, an empirical census is still the most accurate approach to homeless enumeration. Based on the nature and population of the region, the widely accepted methodology of Martha R. Burt of the Urban Institute would predict a total homeless population of 257 people.

Definition of Homeless

The definition of homelessness used is that of the U.S. Department of Housing and Urban Development (H.U.D.), and is based on the McKinney-Vento Homeless Assistance Act of 1987 and its subsequent revisions. In this context, a homeless person is defined as 1.) an individual who lacks a fixed, regular, and adequate nighttime residence; or 2.) an individual who has a primary nighttime residence that is either a.) a supervised publicly or privately operated shelter designed to provide temporary living accommodations, b.) an institution that provides temporary residence for individuals intended to be institutionalized; or c.) a public or private place not designed for, or ordinarily used as, a regular sleeping accommodation for human beings.

This definition includes adults and children living in places not meant for human habitation, including abandoned buildings and vehicles, and those in emergency or transitional shelters. It does not include those living in substandard housing or overcrowded conditions, or those imprisoned or detained pursuant to an Act of Congress or State law.